



Art: Creativity and Culture: A Celebration / Creatividad y Cultura: Una Celebración by Werllayne Nunes

**General Fund Financial Outlook and
Tentative Agreement with Austin Police Association**
October 22, 2024

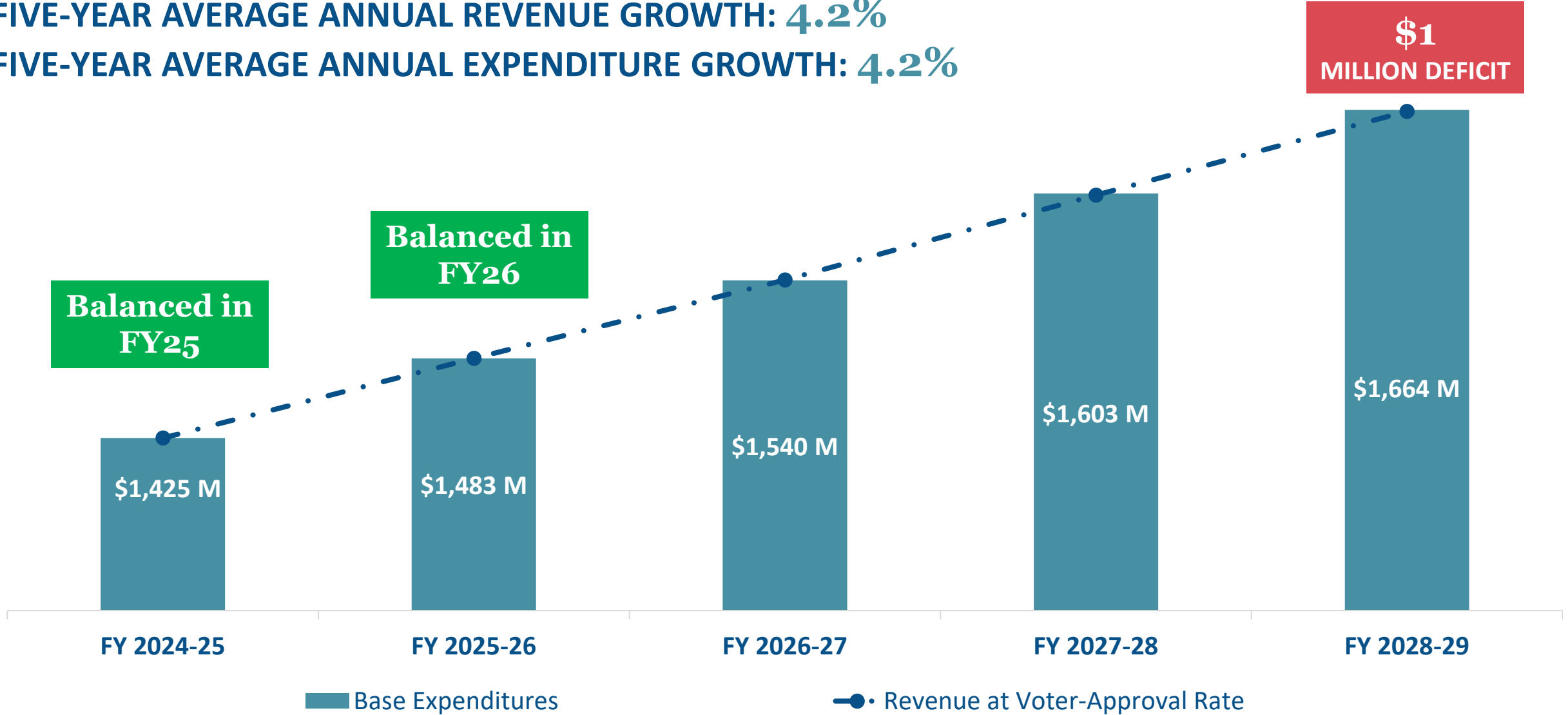


City of Austin
**2024-25
BUDGET**



FY25 APPROVED BUDGET: GF 5-Year Base Forecast

FIVE-YEAR AVERAGE ANNUAL REVENUE GROWTH: 4.2%
FIVE-YEAR AVERAGE ANNUAL EXPENDITURE GROWTH: 4.2%

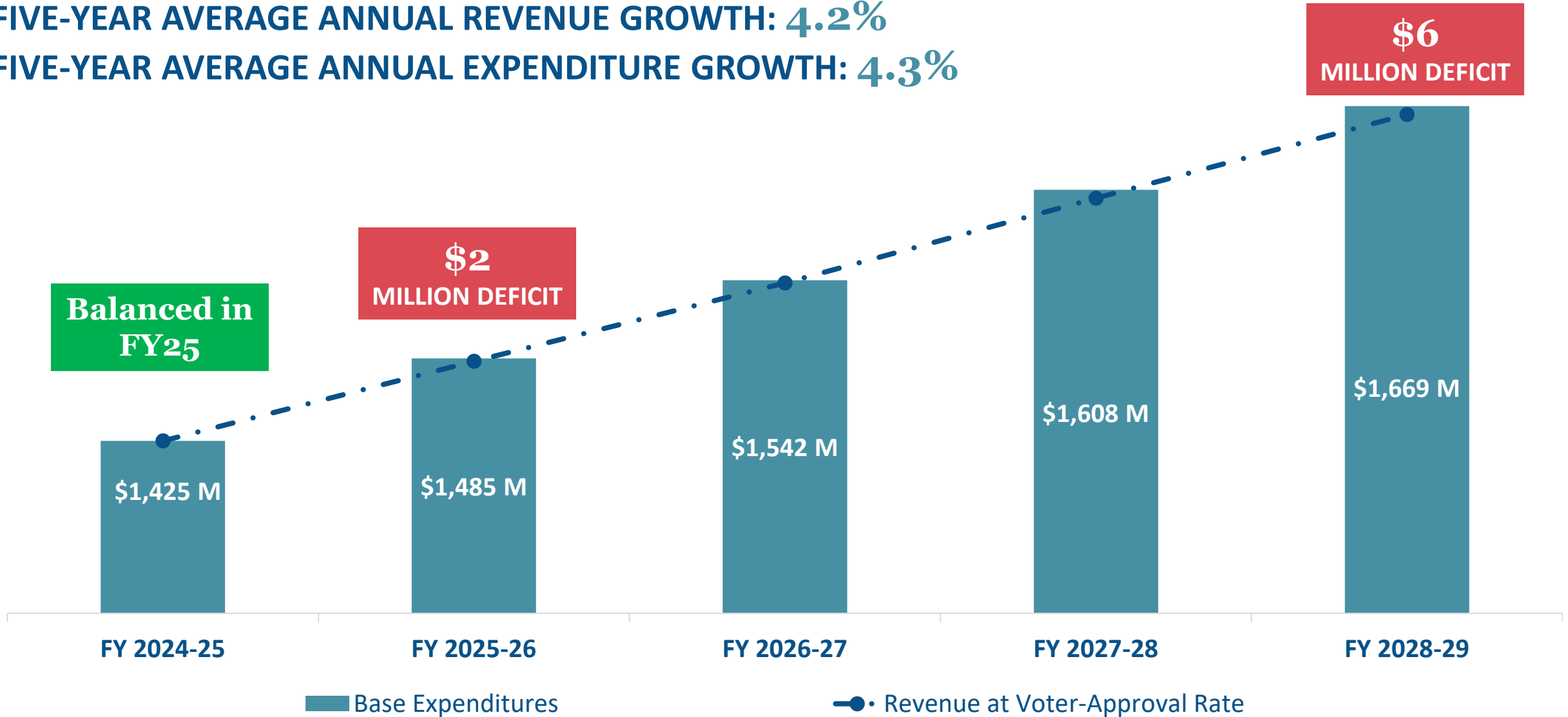


FY25 APPROVED BUDGET w/ TA: GF 5-Year Base



FIVE-YEAR AVERAGE ANNUAL REVENUE GROWTH: 4.2%

FIVE-YEAR AVERAGE ANNUAL EXPENDITURE GROWTH: 4.3%



APD Budget Remains Constant % of GF: 5-Year Forecast

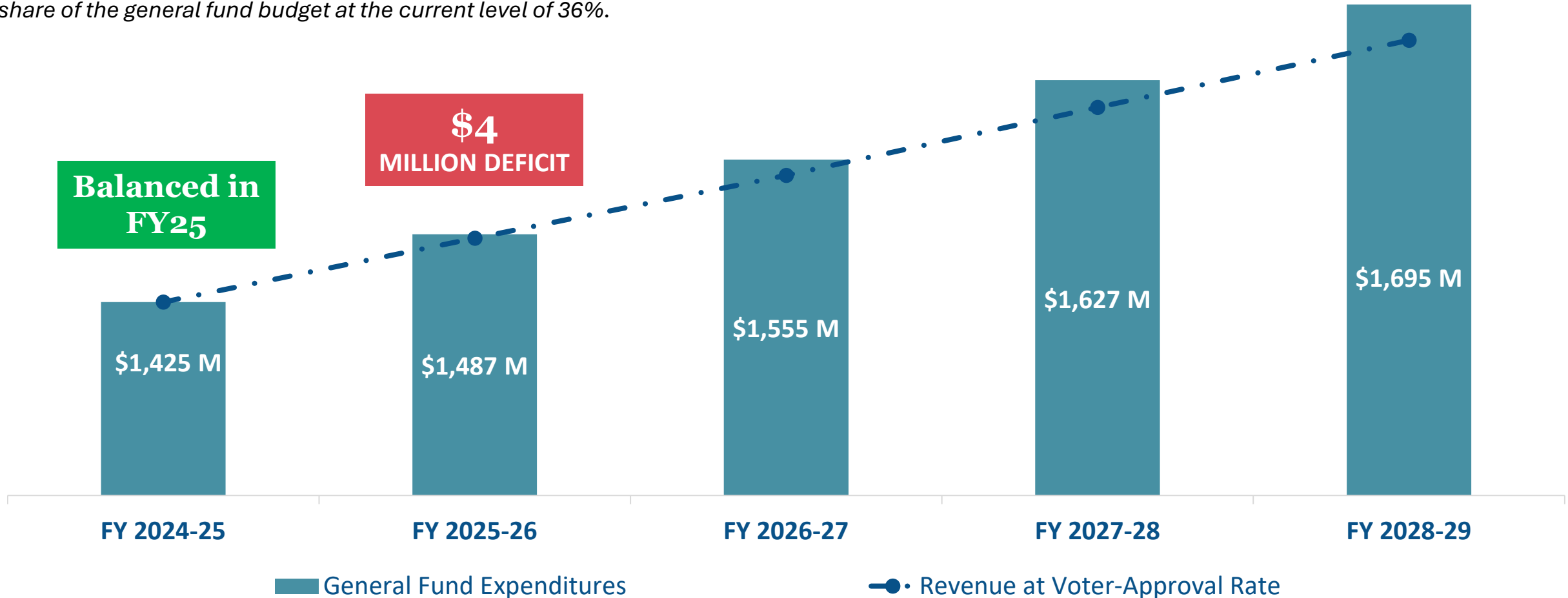


FIVE-YEAR AVERAGE ANNUAL REVENUE GROWTH: 4.2%

FIVE-YEAR AVERAGE ANNUAL EXPENDITURE GROWTH: 4.6%

Expenditure forecast assumes the budgets for other general fund departments grow at a rate sufficient to maintain APD's share of the general fund budget at the current level of 36%.

**\$33
MILLION DEFICIT**



Projected Tax Rate Increases to Balance 5-Year Forecast



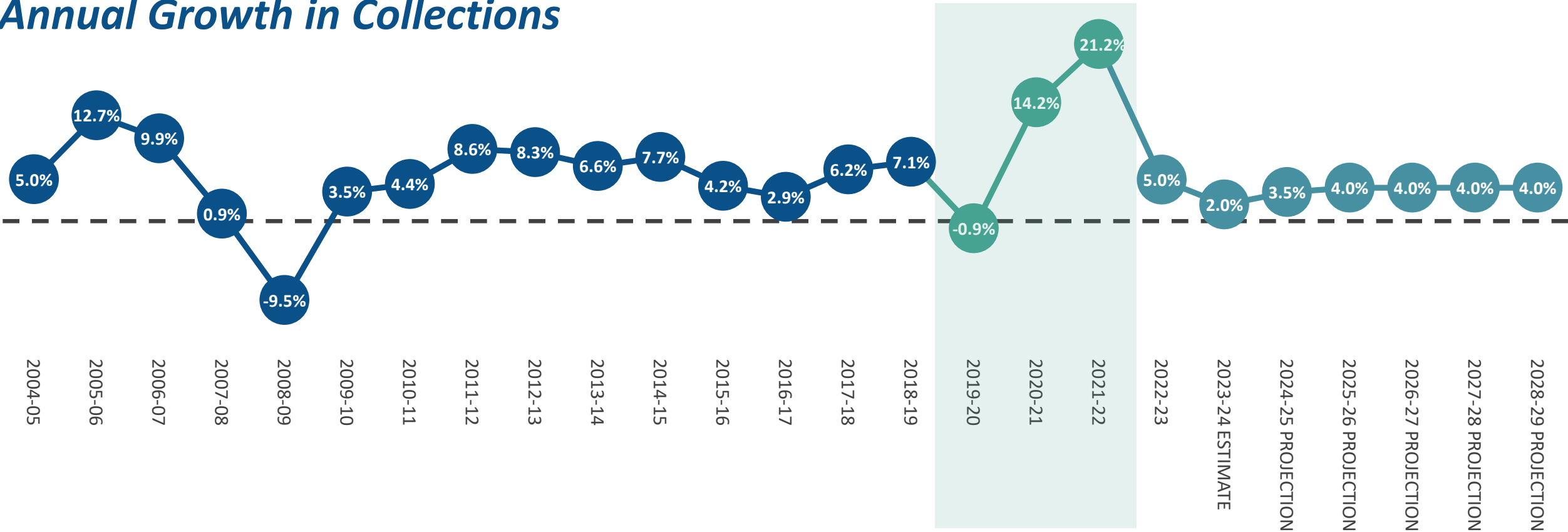
City of Austin
2024-25
BUDGET

	FY26	FY27	FY28	FY29
Projected Property Tax Rate Increase <i>% increase above no-new-revenue M&O rate</i>	4.0%	5.0%	5.0%	4.0%
General Fund Surplus (Deficit)	(\$0.3M)	\$0.1M	\$1.5M	(\$1.0M)

Sales Tax Revenue



Annual Growth in Collections



Pre-COVID 10-Year Average Annual Growth:

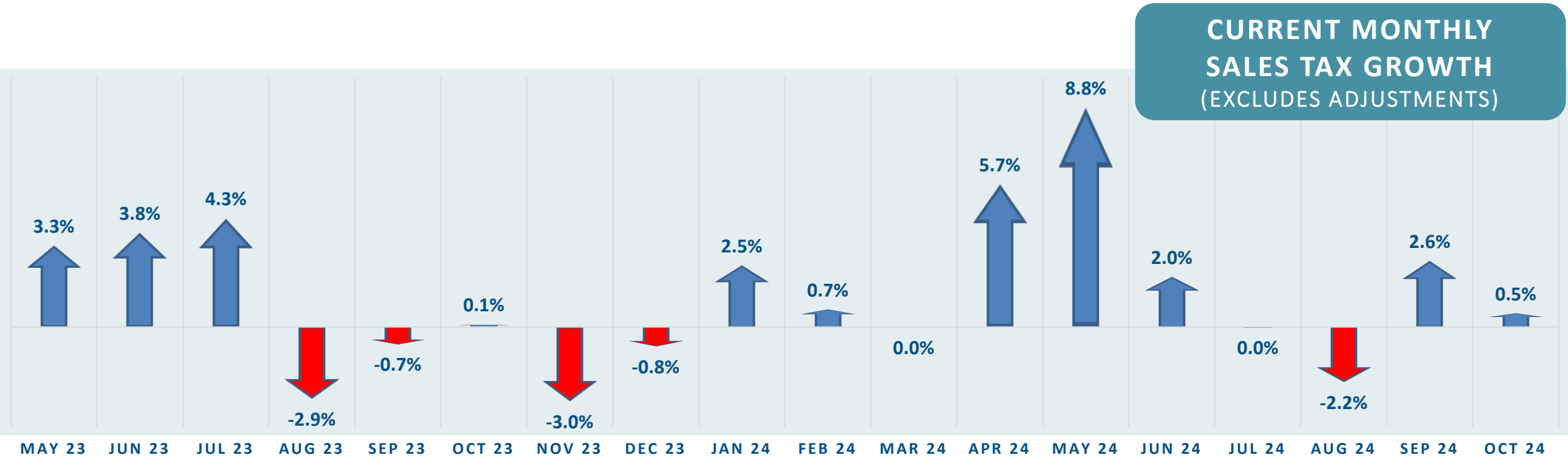
5.9%

Future Projections:
10-Year Average Annual Growth

5.9%

Sales Tax Update

- Through 11 payments, FY24 year-to-date growth is 1.7%, \$0.2M below year-end estimate
- Current collections, which exclude adjustments, showing year-to-date growth of 1.8%
- 2.0% average monthly growth in current collections over trailing 6 months



\$11.4 Million in One-Time Funding for Contracts Appropriated from BSRF in FY25

- **\$3.2 million - Rapid Rehousing**
- **\$2.2 million - Homelessness Prevention services**
- **\$1.5 million - Expanded Mobile Crisis Outreach Team coverage**
- **\$1.3 million - Family Stabilization Grant program**
- **\$0.6 million - Parent Support Specialists**
- **\$0.4 million - reproductive health logistical support**
- **\$0.4 million - quality of life studies**
- **\$0.3 million - the Community Health Navigator program**
- **\$0.3 million - family homelessness services**
- **\$0.2 million - anti-hate education campaign**
- **\$0.2 million - community violence intervention programming**
- **\$0.2 million - cost-of-living adjustment for early childhood services contracts**
- **\$0.2 million - collective sex crimes response model support**
- **\$0.2 million - Planning community engagement efforts**
- **\$0.1 million - expansion of substance abuse Continuum of Care**
- **\$0.1 million - flood insurance premium subsidies**

ARPA - \$188.5M Total Appropriation



Estimated Annualized Costs for Continued Services:

Homeless Strategy Office \$15.4M

- *Rapid Rehousing and emergency shelters*

Austin Public Health \$3.0M

- *IT Support and **expanded** Health Equity Line, Communications, STI Mobile Outreach and Community Mobile Immunization*

Economic Development \$12.9M

- *Community navigator services and **expanded** workforce development and childcare contracts*



Questions?

For more information on Financial Services | Budget Office:

[AUSTINTEXAS.GOV/BUDGET](https://austintexas.gov/budget)

Art Featured:

Creativity and Culture: A Celebration / Creatividad y Cultura: Una Celebración
by Werllayne Nunes

Creativity and Culture: A Celebration, is a project of the Economic Development Department's Art in Public Places program. This four-paneled painting pays homage to the vibrant cultural arts of the African American community in East Austin – past and present, where the work is sited. It was created as part of the East Seventh Street Corridor streetscape, which includes a series of wayfinding obelisks (obeliscos) located at eight intersections.

